


FROG LIFE CYCLE SPINNER

Instructions


1. Print the following page.
2. Colour in each stage of the life cycle.
3. Cut along the dotted lines to cut out the spinner.
4. Fold along the black lines.
5. Use glue or tape to attach the flaps to the appropriate triangle on the neighbouring underside of the other life cycle.
6. Spin and watch the life stages of the frog spin by!



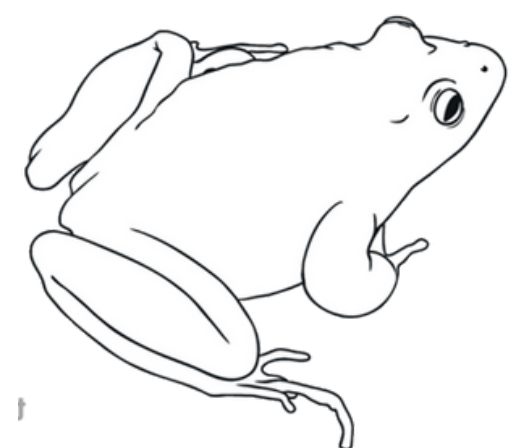
Eggs



Tadpole



Froglet



Adult frog

