

HELP CONSERVE SPECIES AT RISK!

Become a citizen scientist by using iNaturalist to record the species you observe!



1

Get outside!

Take a walk in your neighbourhood or visit a local trail or conservation area.

2


Look for species!

Record any and all species you observe using the iNaturalist app on a tablet or cell phone. You can also use a field notebook or the space provided below.

Make sure to include:

- species name (if known)*
- location and date
- photos

*If you don't know the name of the species, you can use the Seek app by iNaturalist to help identify it!



HELP CONSERVE SPECIES AT RISK!

3

Record your observations on iNaturalist!

Visit [iNaturalist.ca](https://www.inaturalist.ca) or use the App to create an account and sign in.

Add an observation and include:



- the species name
- date and location
- if it was captive or wild
- upload any photos or media
- add any other additional notes

4

Explore iNaturalist!

Explore by species or location to get a glimpse of the biodiversity near you or around the world!

iNaturalist a not-for-profit program that allows individuals to observe and document species and provides data for scientists!



HELP CONSERVE SPECIES AT RISK!

Record your observations!

Species

Sketch

Notes

Sketches are a great way to observe nature and remember what you've seen, but they can't be uploaded to iNaturalist. Remember to take photos if you can!